



Signal Instruction  
No. 15 C.D.

SOUTHERN REGION—CENTRAL DIVISION

---

**ALTERATIONS TO SIGNALLING  
AND PERMANENT WAY  
BETWEEN  
HORLEY AND THREE BRIDGES  
ON  
FRIDAY, 28 APRIL  
AND  
SATURDAY, 29 APRIL, 1978**

---

**DRIVERS TO KEEP A GOOD LOOK-OUT FOR HAND SIGNALS**

---

The area under the control of Three Bridges signal box will be extended to include the area controlled by Gatwick Airport signal box, which will be abolished.

All signals at present controlled from Gatwick Airport signal box will be renumbered. Automatic signals will retain their numbers except for Down Through line signal CA46, which will become a controlled signal, CL201.

Certain signals will be repositioned, some three aspect signals will be converted to four aspect operation and new draw-ahead and position light shunting signals will be provided.

Attention is drawn to the amended applications of the junction indicators above Down Local line signal CL207.

At Gatwick Airport the following platform lines will be renamed:—

<i>Line</i>	<i>New name</i>
Down Loop	Down Platform Loop
Reversible	Up Local
Up Local	Up Platform Loop

The following lines at Gatwick Airport will be signalled for reversible working:

Down Local  
Up Local  
Up Platform Loop

Lamps which flash with a white light to call the attention of the Technician will be fixed to certain apparatus cases in the area.

Full details are shown on the diagram enclosed with this notice.

# SIGNALLING RECORD SOCIETY

[www.s-r-s.org.uk](http://www.s-r-s.org.uk)

## DIGITAL ARCHIVE

This PDF Copy has been provided free of charge by David Allen in order to assist your research into UK signalling.

This file is one of a number scanned by David Allen using material from his own collection and from the collections of Phil Deaves, Robert Dey, David Ingham, Simon Lowe, John McCrickard, John Midcalf, Roger Newman, Richard Pulleyn and Chris Wolstenholmes. Thank you one and all. Many of the original documents are now in the SRS Archive or at the National Railway Museum.

You may also like to provide copies of Signalling Notices and Weekly (and periodical) Operating Notices as scans or as originals. The SRS is always willing to accept donations of any signalling or signalling related material for inclusion in the Society's Archive. Please contact the [Archivist](#) in the first instance.

For a list of PDFs currently available visit the list of [Weekly](#) Notices or [Signalling](#) Notices page.

If you have benefited from this PDF copy, why not [join](#) the Signalling Record Society and receive support for your researches and access to the Society's Archives

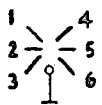





















Members receive "The Signalling Record" six times annually plus a newsletter and have the opportunity to purchase SRS [books](#) and other [publications](#) at a discount. They also have access to back issues of The Newsletter and The Signalling Record which are only available to members. These contain a wealth of information accumulated since 1970, much of which is not readily available anywhere else.

In addition, Members have the opportunity to join signalling related visits to locations on the UK national and London Underground systems; and to other UK Railways.

**To join the Signalling Record Society visit**

[www.s-r-s.org.uk/membform.html](http://www.s-r-s.org.uk/membform.html)

ALL DISTANCES IN YARDS.

-  = JUNCTION INDICATORS – The Rule Book, Section C, Clause 3.1.6.
  -  = GREEN ASPECT
  -  = YELLOW ASPECT
  -  = RED ASPECT
- } The Rule Book, Section C, Clause 3.1.1.
-  = ROUTE INDICATOR (Numeral indicates total number of routes).
  -  = POSITION LIGHT SIGNAL – The Rule Book, Section C, Clauses 3.1.3. and 5.3. or 3.1.4. and 5.1.1.
  -  = BANNER REPEATING SIGNAL – The Rule Book, Section C, Clauses 3.3.1 and 5.5.
  -  = Denotes AUTOMATIC SIGNAL – The Rule Book, Section C, Clauses 2.3 and 3.3.4.
  -  = Denotes SEMI-AUTOMATIC SIGNAL – The Rule Book, Section C, Clauses 2.4 and 3.3.4.
  -  = A.W.S. INDUCTOR.
  -  = TELEPHONE.
  -  = POSITION LIGHT SHUNTING SIGNAL – The Rule Book, Section C, Clauses 3.1.5 and 5.2.
  -  = As above but with YELLOW light instead of red light.
  -  = LIMIT OF SHUNT INDICATOR – The Rule Book, Section C, Clauses 3.3.2 and 5.6.
  -  = SIGNAL BOX.
  -  = GROUND FRAME.
  -  = R.B.C. = RETURN BELL COMMUNICATION PLUNGER.
  -  = T.R.T.S. = TRAIN READY TO START PLUNGER.
  -  = PLATFORM STARTING SIGNAL “OFF” INDICATOR.
  -  = “DIAMOND” SIGN – The Rule Book, Section K, Diagram No. 1.
  -  = NOTICE BOARD OR SIGNAL WHICH IS FLOODLIT DURING DARKNESS.
  -  = SPRING TRAILING POINTS.

Where the suffix letter ‘R’ is shown with the number of a colour light signal, this denotes that the signal acts as distant for the signal ahead bearing the same number.

### LIST OF SIGNAL APPLICATIONS

Signal No.	Type R – Running S – Subsidiary	Indication	Application
205	R	Position 1	From Down Through to Down Platform Loop
	S	Position 1	From Down Through to Down Platform Loop Draw-Ahead
	R	Nil	Along Down Through
	S	T	Along Down Through Draw-Ahead
	R	Position 4	From Down Through to Down Local
	S	Position 4	From Down Through to Down Local Draw-Ahead
	R	Position 5	From Down Through to Up Local
	S	Position 5	From Down Through to Up Local Draw-Ahead
207	R	Nil	Along Down Local
	S	L	Along Down Local Draw-Ahead
	R	Position 4	From Down Local to Up Local over 708 points
	S	Position 4	From Down Local to Up Local over 708 points Draw-Ahead
	R	Position 5	From Down Local to Up Local over 705 points
	S	Position 5	From Down Local to Up Local over 705 points Draw-Ahead
	R	Position 6	From Down Local to Up Platform Loop
	S	Position 6	From Down Local to Up Platform Loop Draw-Ahead
212	R	L	From Down Local to Up Local
	R	T	From Down Local to Up Through
213	R	Nil	Along Down Local
	S	Nil	Shunting from Down Local to Up Sidings
214	R	Nil	Along Up Local
	R	Position 4	From Up Local to Up Through
215	R	Nil	From Up Local to Down Local
	S	Nil	Shunting from Up Local to Up Sidings

**LIST OF SIGNAL APPLICATIONS (continued)**

Signal No.	Type R – Running S – Subsidiary	Indication	Application
217	R	Nil	From Up Platform Loop to Down Local
	S	Nil	Shunting from Up Platform Loop to Up Sidings
218	R	Nil	Along Up Through
	S	T	Along Up Through Draw-Ahead
220	R	Position 1	From Up Local to Up Platform Loop
	S	Position 1	From Up Local to Up Platform Loop Draw-Ahead
	R	Nil	Along Up Local
	S	L	Along Up Local Draw-Ahead
	R	Position 4	From Up Local to Down Local
	S	Position 4	From Up Local to Down Local Draw-Ahead
405	S	Nil	Shunting from Up Through to Down Platform Loop or Down Through or Down Local or Up Local
407	S	Nil	Shunting from Up Local to Down Local or back along Up Local or Up Platform Loop
418	S	Nil	Shunting from Down Through to Up Through or Down Platform Loop
420	S	Nil	Shunting from Up Siding No. 1 to Up Platform Loop or Up Local or Down Local
422	S	Nil	Shunting from Up Siding No. 2 to Up Platform Loop or Up Local or Down Local
424	S	Nil	Shunting from Up Siding No. 3 to Up Platform Loop or Up Local or Down Local
426	S	Nil	Shunting from Up Siding No. 4 to Up Platform Loop or Up Local or Down Local

Essex House,  
CROYDON,  
March 1978

(R/SB 171/28/1)

D. C. R. MACKMURDIE  
Divisional Manager

**SIGNAL INSTRUCTION**  
**No. 15CD**

